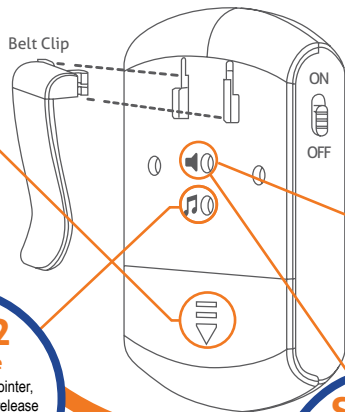


## Wearable Pager Alert

### STEP 1

#### Turn on

Snap off the Belt Clip by firmly pushing it downwards. Then slide off the battery cover. Insert 2 x AAA batteries. Turn on.



### STEP 2

#### Select Tune

Using the enclosed pointer, repeatedly press and release the inset TUNE Select button to select one of the 35 tunes.

### STEP 3

#### Select Volume

Repeatedly press and release the VOLUME Adjust inset button to select the desired volume level (5 levels including silent).

### STEP 6

#### More Pairing

To Pair additional Bells or Sensors, start at STEP 2. Bells or Sensors can be associated with their own tune and volume to differentiate its location, if desired.

### STEP 5

#### Pairing


Immediately trigger the Bell/Sensor you are pairing. If you hear the selected tune, pairing is successful. If you hear the "chirp" sound again, pairing failed. Repeat steps 4 & 5.

### STEP 4

#### Pairing Mode

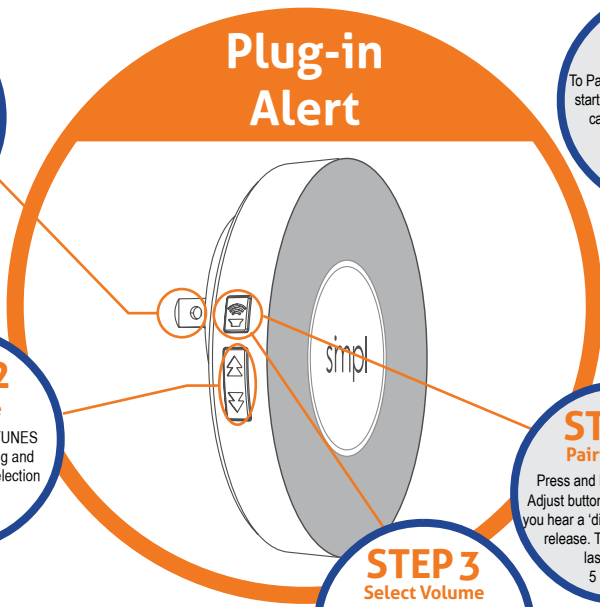
Press and hold the VOLUME Adjust button for 5 seconds until you hear a 'chirp' sound, and then release. The Pairing mode lasts for only 5 seconds.

**STEP 1**  
Plug In



**STEP 2**  
Select Tune

Select one of the 35 TUNES by repeatedly pressing and releasing the TUNE selection button forward or backward.



**STEP 3**  
Select Volume

Now repeatedly press the VOLUME Adjust button until the desired volume is selected (5 levels including silent).

**STEP 4**  
Pairing Mode

Press and hold the VOLUME Adjust button for 5 seconds until you hear a 'ding' sound, and then release. The Pairing mode lasts for only 5 seconds.

**STEP 6**  
More Pairing

To Pair additional Bells or Sensors, start at STEP 2. Bells or Sensors can be associated with their own tune and volume to differentiate its location, if desired.

**STEP 5**  
Pairing

Immediately trigger the Bell/Sensor you are pairing. If you hear the selected tune, pairing is successful. If you hear the "ding" sound again, pairing failed. Repeat STEPS 4 & 5. Start at Step 2 to pair additional Bells/Sensors.